


# PLCC Socket

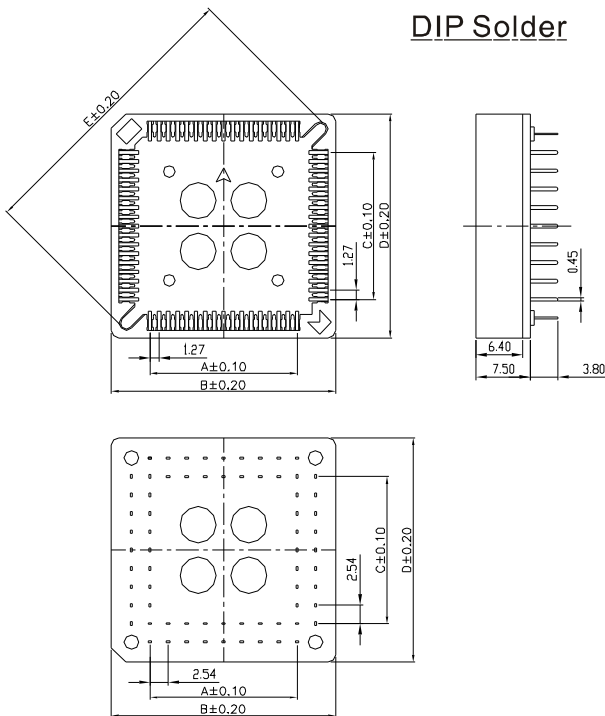
Sockets for Plastic Leaded Chip Carriers  
SMT Terminations / Solder Type



### Technical Specs:

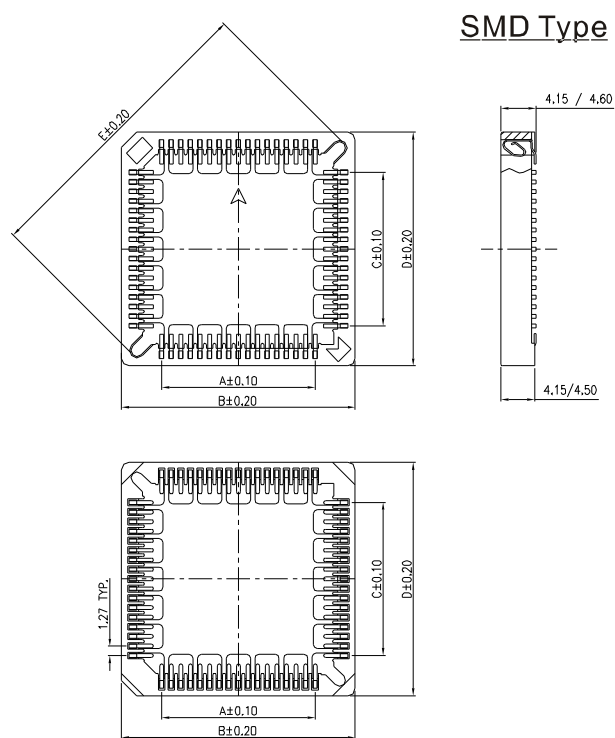
Insulator: Black glassfilled polyester PPS-GF30-FR  
 Flammability: UL94V-0  
 Contact: Phosphor bronze  
 Contact pressure: min1.5 N percontact  
 Mechanical life: min50 cycles  
 Rated current: 1A  
 Contact resistance: max20 mΩ  
 Dielectric strength: min600 V RMS  
 Insulation resistance: min5000 MΩ  
 Capacitance: max 2pF  
 Coplanarity SMD terminations: max 0.1 mm

### DIP Solder



No. of Contacts	DIM A	DIM B	DIM C	DIM D	DIM E
20	5.08	15.50	5.08	15.50	17.20
28	7.62	18.04	7.62	18.04	20.70
32	7.62	18.04	10.16	20.60	22.65
44	12.70	23.48	12.70	23.48	27.50
52	15.24	25.88	15.24	25.88	31.50
68	20.32	31.04	20.32	31.04	39.00
84	25.40	36.04	25.40	36.04	46.15

### SMD Type



No. of Contacts	DIM A	DIM B	DIM C	DIM D	DIM E
20	5.08	15.65	5.08	15.65	16.80
28	7.62	18.18	7.62	18.18	20.40
32	7.62	18.18	10.16	20.75	23.00
44	12.70	23.28	12.70	23.28	28.30
52	15.24	25.84	15.24	25.84	31.20
68	20.32	30.95	20.32	30.95	39.10
84	25.40	36.00	25.40	36.00	46.00

## Ordering Code

① ② ③ ④ ⑤ ⑥ ⑦ ⑧  
129 XX X 0 X X 0 0

① Series No. :  
129=PLCC Chip CarrierSocket

② Number of Contacts:  
20,28,32,44,52,  
68,84

③ Tail & Mounting Style:  
S = StraightDIP Type  
M = StraightS.M.T Type

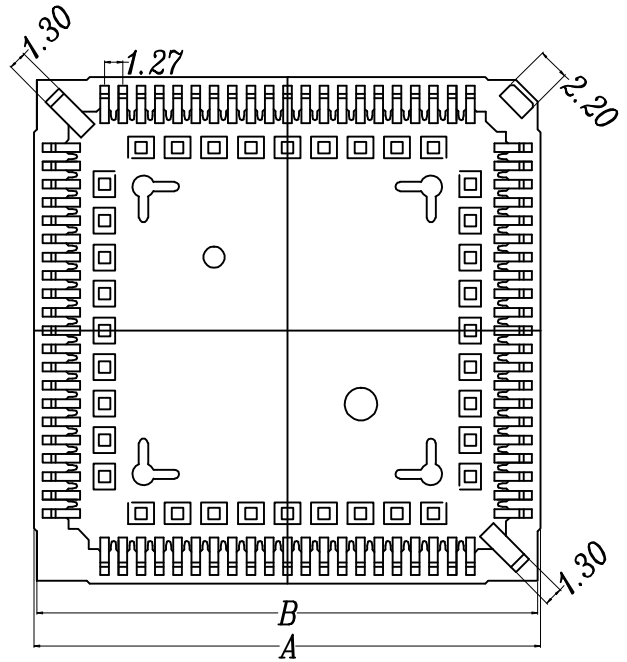
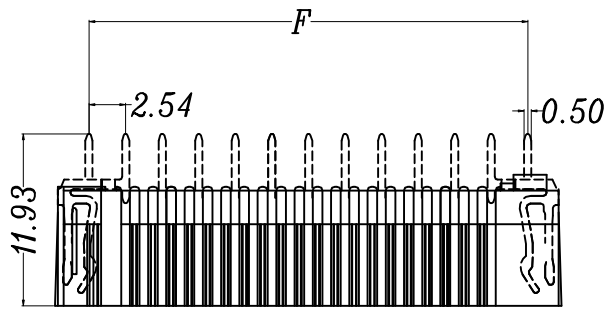
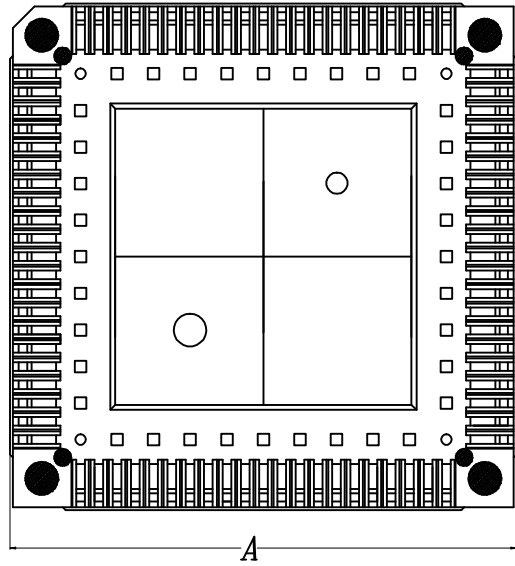
④ Body Color:  
1=Brown

⑤ Packing method:  
0 = Tube  
1 = Tape Reel

⑥ Height over PCBoard  
0=3.80mm  
1=4.15mm  
2=4.60mm

⑦ ⑧ Customer Request

PLCC sockets (HARD TERMINAL), 2.54MM



规格	A	B	C	D	E	F
84P	35.18	34.78	30.78	27.88	25.40	30.48
68P	30.10	29.70	25.70	22.80	20.32	25.40
44P	22.48	22.08	18.08	15.18	12.70	17.78
32P	18.68	18.28	14.28	11.38	7.62	12.70
20P	11.48	11.08	10.52	7.62	5.08	10.16