

1、 光電參數 Electrical Optical Characteristics (Ta = 25°C):

Parameter 參數名稱	Symbol 符號	Min 最小值	Type 典型值	Max 最大值	Unt 單位	Test Condition 測試條件
Luminous Intensity 發光強度	IV	4000		8000	mcd	IF=20mA
Peak Wavelength 峰值波長	λ_p		/		nm	IF=20mA
Dominant Wavelength 主波長	λ_d	460		475	nm	IF=20mA
Viewing angle 視角	2 θ 1/2		20		deg	IF=20mA
Forward Voltage 正向電壓	Vf	3.0		3.6	V	IF=20mA
Reverse Current 反向漏電流	IR			5	uA	VR=5V
Suggestion Forward Current (建議)使用正向電流	IF	3	5-10	20	mA	IF=20mA

2、 極限參數 Absolute Maximum Ratings (Ta=25°C):

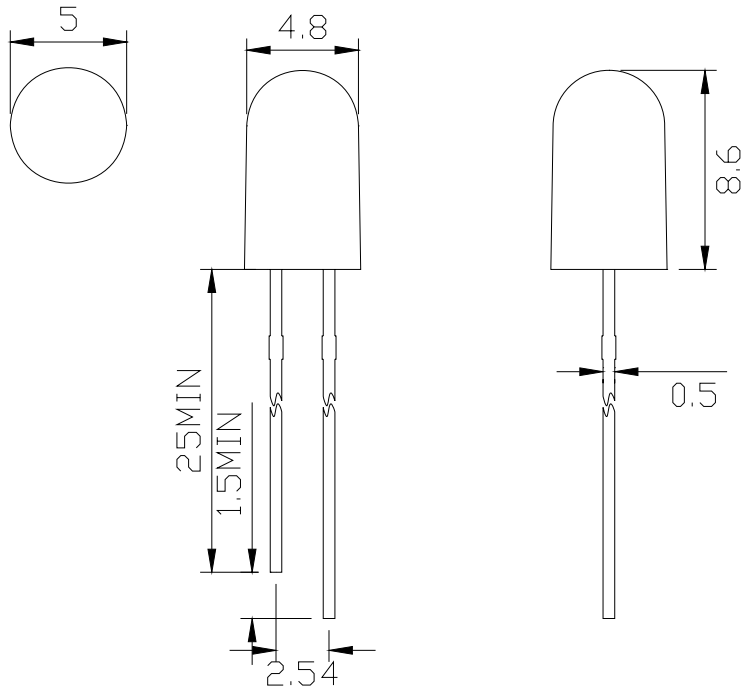
Parameter 參數名稱	額定值(Rating)	單位(Unit)
Reverse Voltage 反向電壓	5	V
Power Dissipation,Per Dice 耗散功率	100	mW/chip
Operating Temperature Ranger 工作溫度	-25~+85	°C
Storage Humidity 存貯濕度	45%~85%	°F
Storage Temperature Ranger 存貯溫度	-30~+85	°C
Soldering Temperature 焊接溫度	260°C For 5 Seconds	
Peak IF(ma) (1/10Duty Cycle 0.1ms Pulse Width) 瞬間脈衝電流	60	mA/chip
Continuous Forward Current 正向電流	30	mA/chip

3、 建議使用方式 Suggested Way OF Usage :

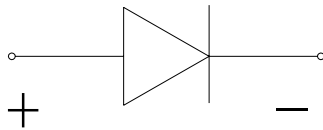
LED 應用電路建議採用限流方式，正向直流電流為 5-10mA,最大不超過 20mA。

When using LED, It's circuit adopts current limiting,With DC current about 5~10mA,Not more than 20mA at maximum

4、 外型尺寸(Package Dimension):



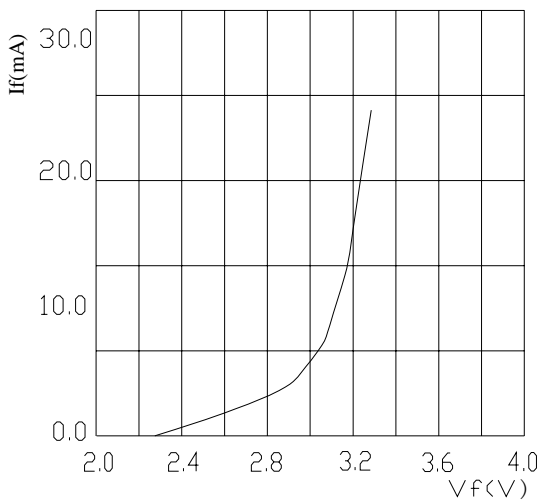
5、 電路原理圖(Internal Circuit Diagram):



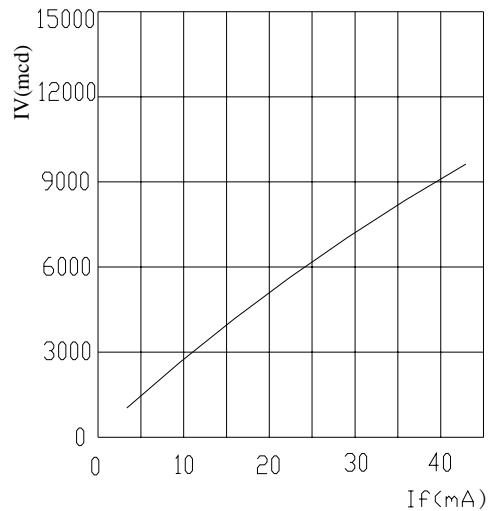
備註(Notes):

- a、全部單位為毫米 All dimensions are in millimeters(inches) ;
- b、未注公差為±0.15mm Tolerances are ±0.15mm unless otherwise noted .

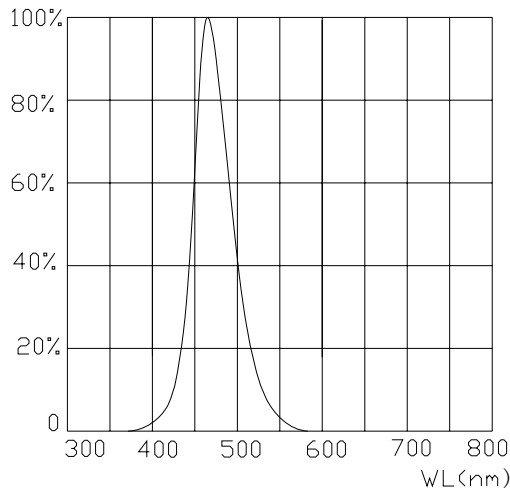
◆ Typical Electrical/Optical Characteristic Curves: (Ta=25°C Unless Otherwise Noted)



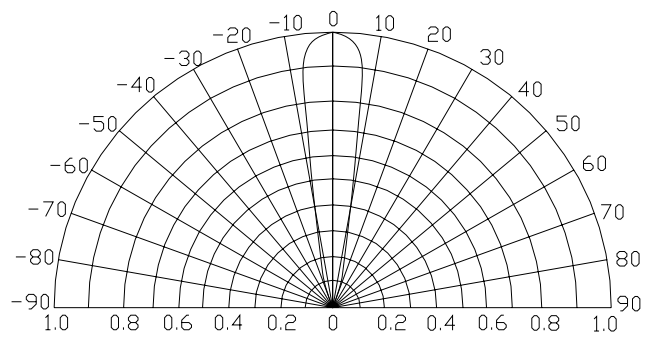
Forward Current Vs. Forward Voltage
正向电流与正向电压关系曲线



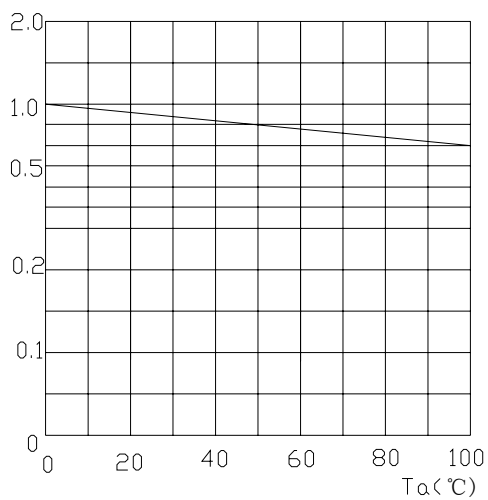
Relative Luminous Intensity vs. Forward Current
相对光强与正向电流关系曲线



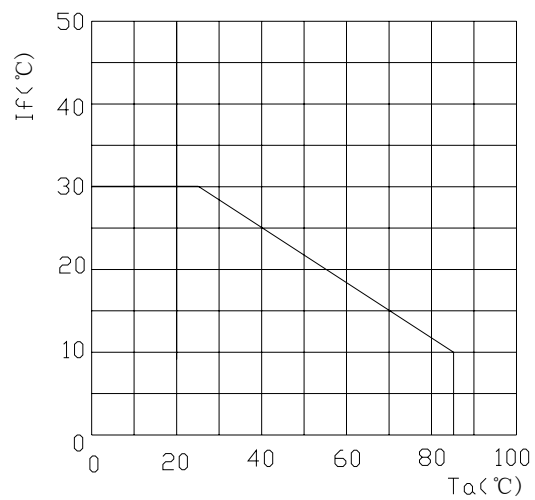
Relative Luminous Intensity vs. Wavelength
发光强度与波长关系曲线



Relative Luminous Intensity vs. Radiation Angle
相对光强与发光角度关系曲线



Relative Luminous Intensity vs. Ambient Temperature
光强与环境温度关系曲线



Forward Current vs Ambient Temperature
正向电流与环境温度关系曲线