

AXIAL SILASTIC GUARD JUNCTION STANDARD RECTIFIER

1N5400G THRU 1N5408G

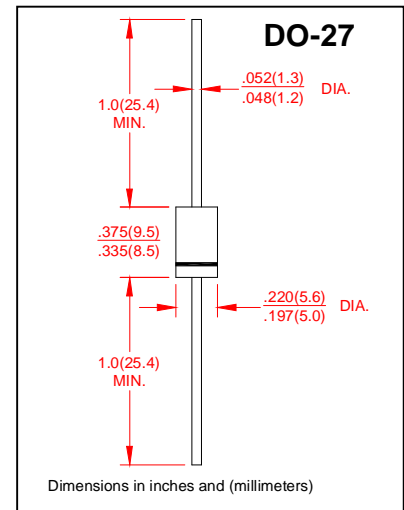
VOLTAGE RANGE **50 to 1000 Volts**
CURRENT **3.0 Ampere**

FEATURES

- Glass passivated chip junction
- Low forward voltage drop
- Low reverse leakage
- High forward surge current capability
- High temperature soldering guaranteed
260°C/10 seconds, 0.375"(9.5mm) lead length at 5 lbs(2.3kg) tension

MECHANICAL DATA

- Case: Transfer molded plastic
- Epoxy: UL94V-0 rate flame retardant
- Polarity: Color band denotes cathode end
- Lead: Plated axial lead, solderable per MIL-STD-202E method 208C
- Mounting position: Any
- Weight: 0.042ounce, 1.19 gram



MAXIMUM RATINGS AND ELECTRICAL CHARACTERISTICS

- Ratings at 25°C ambient temperature unless otherwise specified
- Single Phase, half wave, 60Hz, resistive or inductive load
- For capacitive load derate current by 20%

	SYMBOLS	IN 5400G	IN 5401G	IN 5402G	IN 5404G	IN 5406G	IN 5407G	IN 5408G	UNIT	
Maximum Repetitive Peak Reverse Voltage	V_{RRM}	50	100	200	400	600	800	1000	Volts	
Maximum RMS Voltage	V_{RMS}	35	70	140	280	420	560	700	Volts	
Maximum DC Blocking Voltage	V_{DC}	50	100	200	400	600	800	1000	Volts	
Maximum Average Forward Rectified Current 0.375"(9.5mm) lead length at $T_A=75^\circ\text{C}$	$I_{(AV)}$	3.0							Amp	
Peak Forward Surge Current 8.3mS single half sine wave superimposed on rated load (JEDEC method)	I_{FSM}	125							Amps	
Maximum Instantaneous Forward Voltage at 3.0A	V_F	1.1							Volts	
Maximum DC Reverse Current at rated DC blocking Voltage at	$T_A = 25^\circ\text{C}$	5.0							I_R	μA
	$T_A = 125^\circ\text{C}$									
Maximum Full Load Reverse Current, full cycle Average 0.375(9.5mm) lead length at $T_L=75^\circ\text{C}$	$I_{R(AV)}$	30							μA	
Typical Junction Capacitance (NOTE 1)	C_J	40							pF	
Typical Thermal Resistance (NOTE 2)	$R_{\theta JA}$	30							$^\circ\text{C}/\text{W}$	
Operating Temperature Range	T_J	(-55 to +150)							$^\circ\text{C}$	
Storage Temperature Range	T_{STG}	(-55 to +150)							$^\circ\text{C}$	

Notes:

1. Measured at 1.0MHz and applied reverse voltage of 4.0 Volts.
2. Thermal Resistance from Junction to Ambient at .375"(9.5mm) lead length, P.C. board mounted.

website: <http://www.ienk.com>

AXIAL SILASTIC GUARD JUNCTION STANDARD RECTIFIER

1N5400G THRU 1N5408G

VOLTAGE RANGE 50 to 1000 Volts

CURRENT 3.0 Ampere

FIG.1-TYPICAL FORWARD CURRENT DERATING CURVE

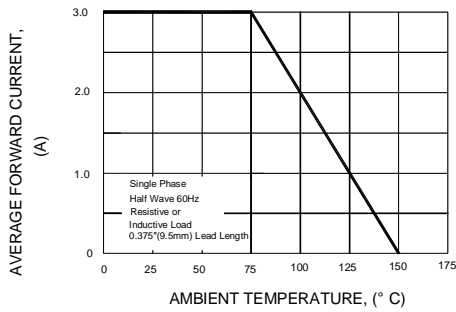


FIG.2-MAXIMUM NON-REPETITIVE PEAK FORWARD SURGE CURRENT

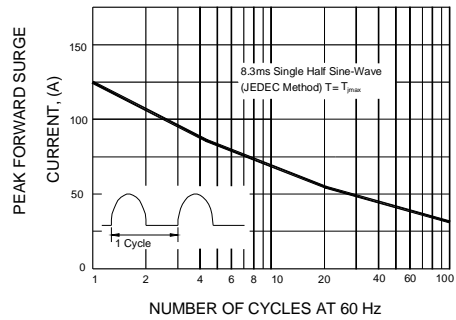


FIG.3-TYPICAL INSTANTANEOUS FORWARD CHARACTERISTICS

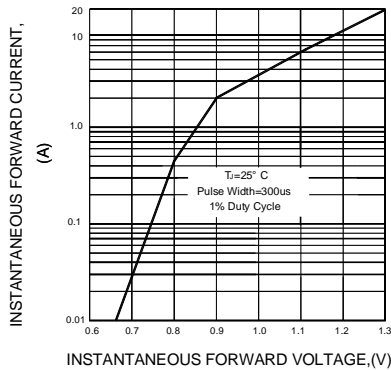


FIG.4-TYPICAL REVERSE CHARACTERISTICS

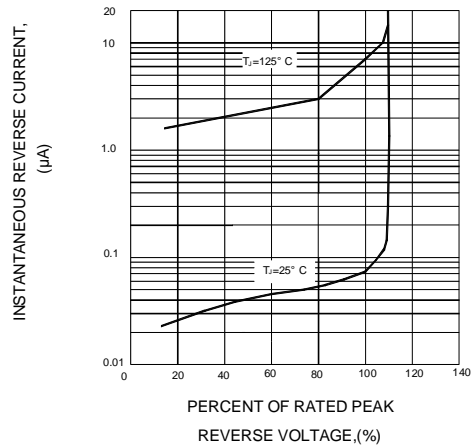


FIG.5-TYPICAL JUNCTION CAPACITANCE

