

AXIAL SILASTIC GUARD JUNCTION STANDARD RECTIFIER

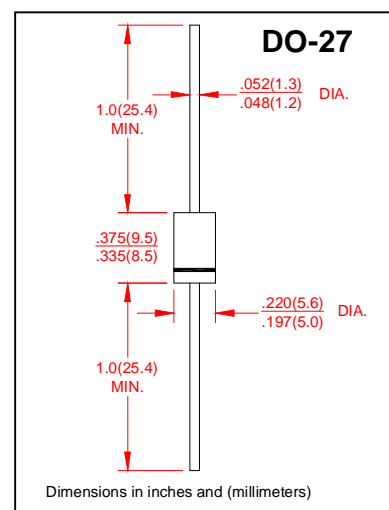
1N5400G THRU 1N5408G	VOLTAGE RANGE	50 to 1000 Volts
	CURRENT	3.0 Ampere

FEATURES

- Glass passivated chip junction
- Low forward voltage drop
- Low reverse leakage
- High forward surge current capability
- High temperature soldering guaranteed
260°C/10 seconds, 0.375" (9.5mm) lead length at 5 lbs (2.3kg) tension

MECHANICAL DATA

- Case: Transfer molded plastic
- Epoxy: UL94V-0 rate flame retardant
- Polarity: Color band denotes cathode end
- Lead: Plated axial lead, solderable per MIL-STD-202E method 208C
- Mounting position: Any
- Weight: 0.042ounce, 1.19 gram



MAXIMUM RATINGS AND ELECTRICAL CHARACTERISTICS

- Ratings at 25°C ambient temperature unless otherwise specified
- Single Phase, half wave, 60Hz, resistive or inductive load
- For capacitive load derate current by 20%

	SYMBOLS	IN 5400G	IN 5401G	IN 5402G	IN 5404G	IN 5406G	IN 5407G	IN 5408G	UNIT	
Maximum Repetitive Peak Reverse Voltage	V_{RRM}	50	100	200	400	600	800	1000	Volts	
Maximum RMS Voltage	V_{RMS}	35	70	140	280	420	560	700	Volts	
Maximum DC Blocking Voltage	V_{DC}	50	100	200	400	600	800	1000	Volts	
Maximum Average Forward Rectified Current 0.375" (9.5mm) lead length at $T_A=75^\circ\text{C}$	$I_{(AV)}$	3.0							Amp	
Peak Forward Surge Current 8.3ms single half sine wave superimposed on rated load (JEDEC method)	I_{FSM}	125							Amps	
Maximum Instantaneous Forward Voltage at 3.0A	V_F	1.1							Volts	
Maximum DC Reverse Current at rated DC blocking Voltage at	$T_A = 25^\circ\text{C}$	I_R							5.0	μA
	$T_A = 125^\circ\text{C}$								50	
Maximum Full Load Reverse Current, full cycle Average 0.375 (9.5mm) lead length at $T_L=75^\circ\text{C}$	$I_{R(AV)}$	30							μA	
Typical Junction Capacitance (NOTE 1)	C_J	40							pF	
Typical Thermal Resistance (NOTE 2)	$R_{\theta JA}$	30							$^\circ\text{C/W}$	
Operating Temperature Range	T_J	(-55 to +150)							$^\circ\text{C}$	
Storage Temperature Range	T_{STG}	(-55 to +150)							$^\circ\text{C}$	

Notes:

1. Measured at 1.0MHz and applied reverse voltage of 4.0 Volts.
2. Thermal Resistance from Junction to Ambient at .375" (9.5mm) lead length, P.C. board mounted.

AXIAL SILASTIC GUARD JUNCTION STANDARD RECTIFIER

1N5400G THRU 1N5408G

VOLTAGE RANGE	50 to 1000 Volts
CURRENT	3.0 Ampere

FIG.1-TYPICAL FORWARD CURRENT DERATING CURVE

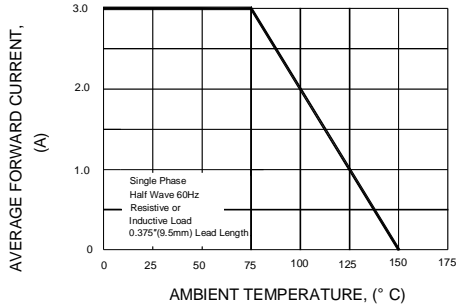


FIG.2-MAXIMUM NON-REPETITIVE PEAK FORWARD SURGE CURRENT

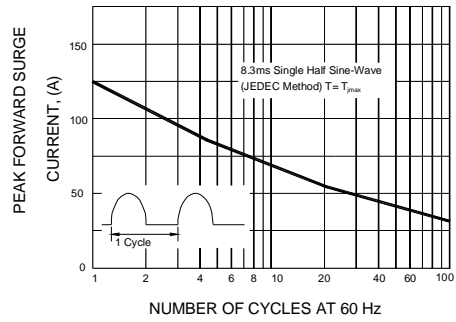


FIG.3-TYPICAL INSTANTANEOUS FORWARD CHARACTERISTICS

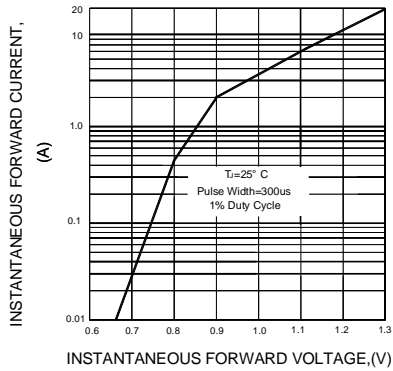


FIG.4-TYPICAL REVERSE CHARACTERISTICS

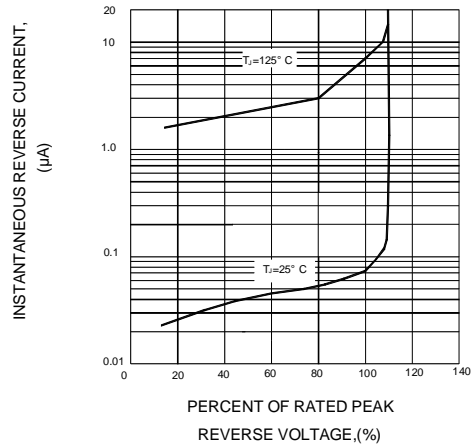


FIG.5-TYPICAL JUNCTION CAPACITANCE

